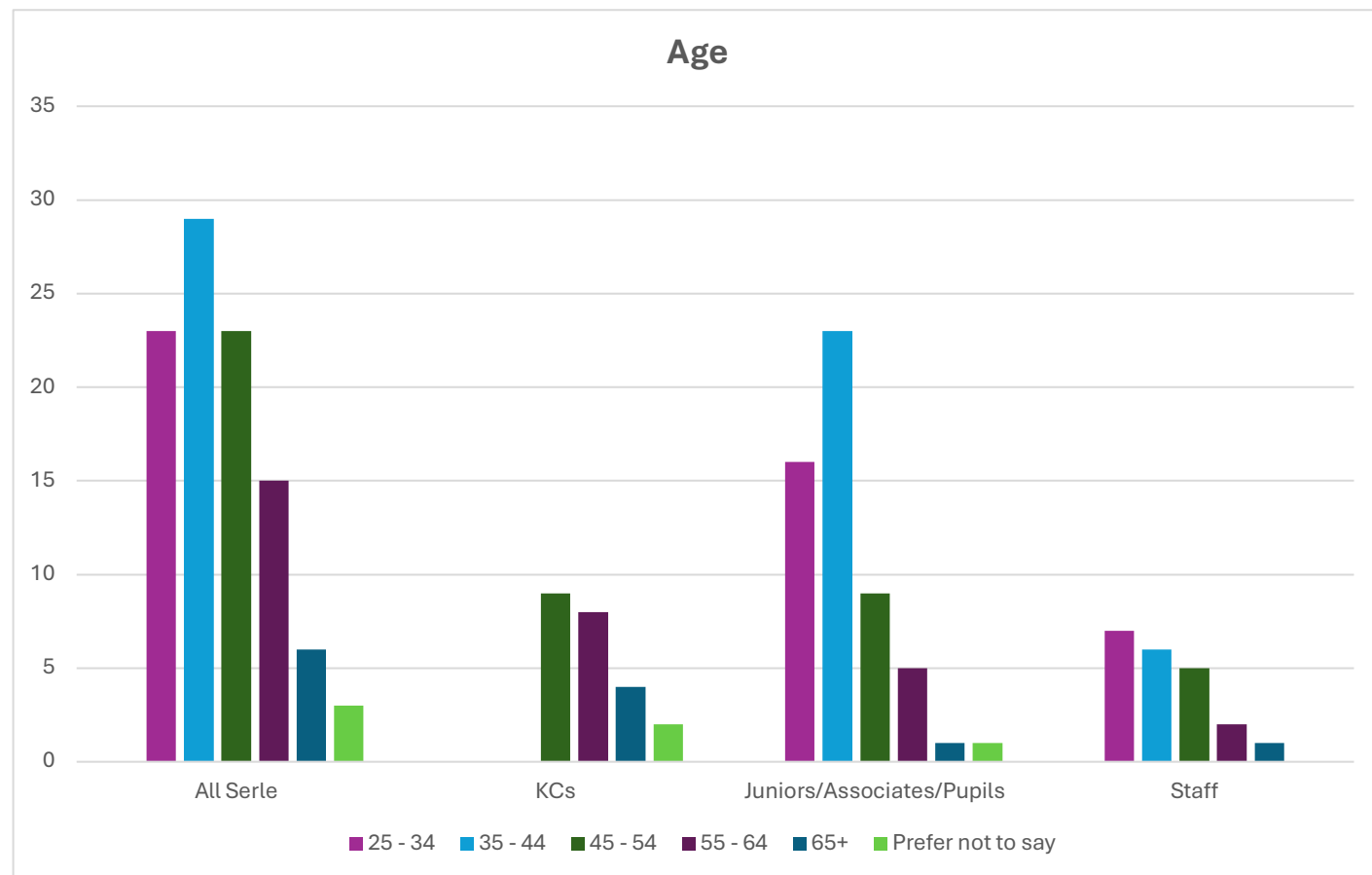
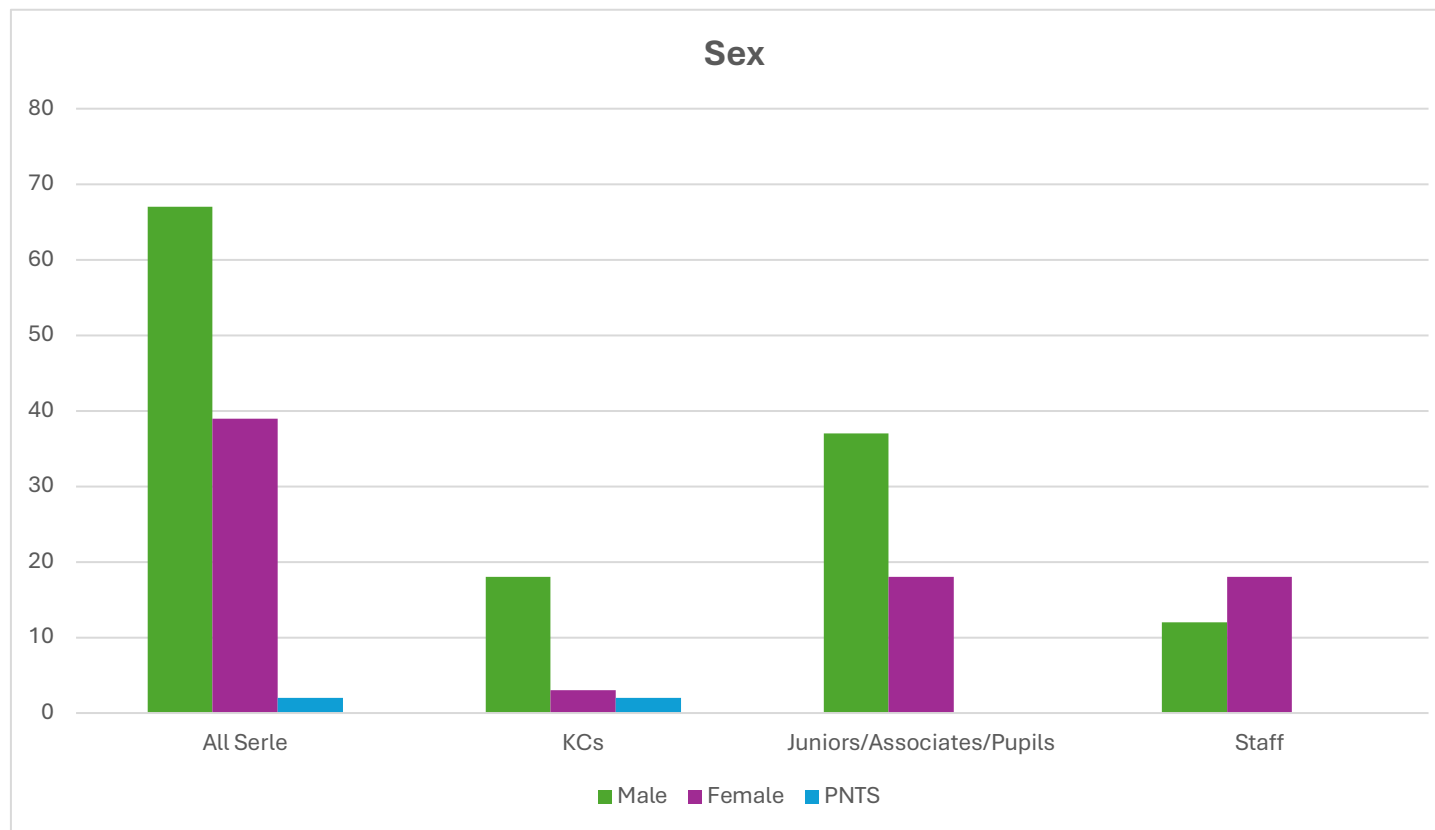


### Serle Court Diversity Data 2024

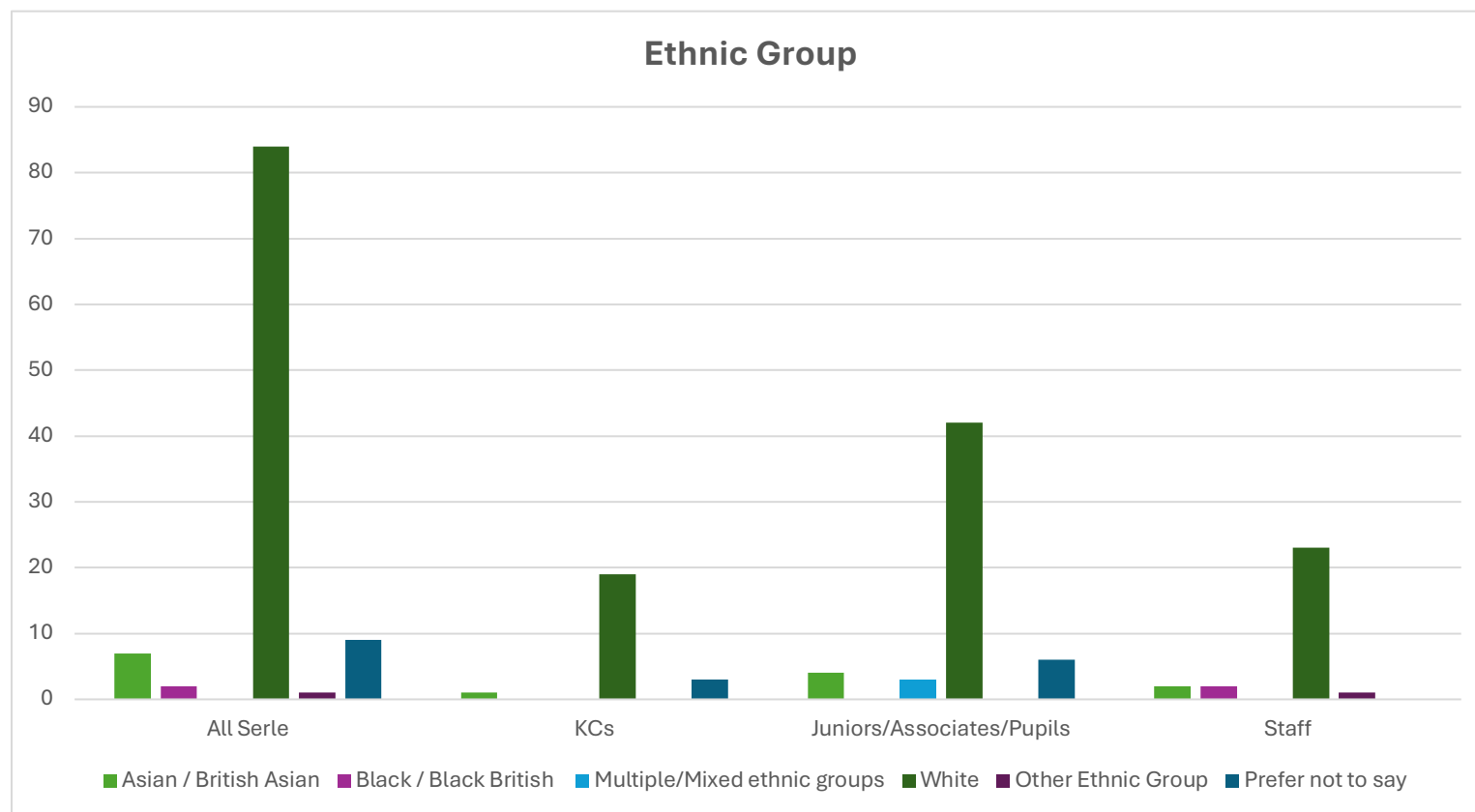
Age	All Serle	KCs	Juniors/Associates/Pupils	Staff
16 - 24	Unable to publish	0	0	Unable to publish
25 - 34	23 (21%)	0	16 (29%)	7 (24%)
35 - 44	29 (27%)	0	23 (42%)	6 (20%)
45 - 54	23 (21%)	9 (39%)	9 (16%)	5 (17%)
55 - 64	15 (14%)	8 (35%)	5 (9%)	2 (7%)
65+	6 (6%)	4 (17%)	1 (2%)	1 (3%)
Prefer not to say	3 (3%)	2 (9%)	(2%)	0



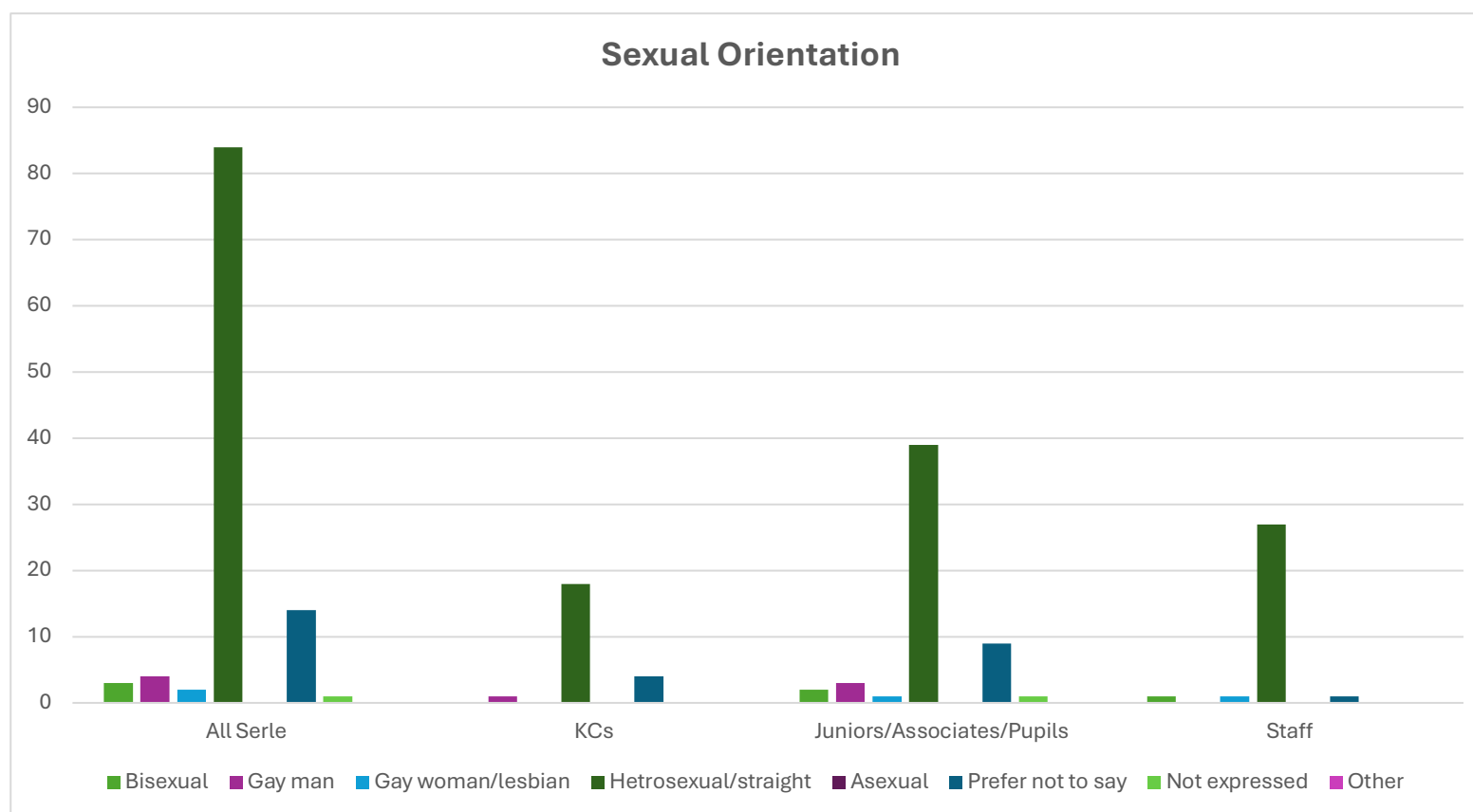
Sex	All Serle	KCs	Juniors/Associates/Pupils	Staff
Male	67 (62%)	18 (78%)	37 (67%)	12 (40%)
Female	39 (36%)	3 (13%)	18 (33%)	18 (60%)
PNTS	2 (2%)	2 (9%)	0	0



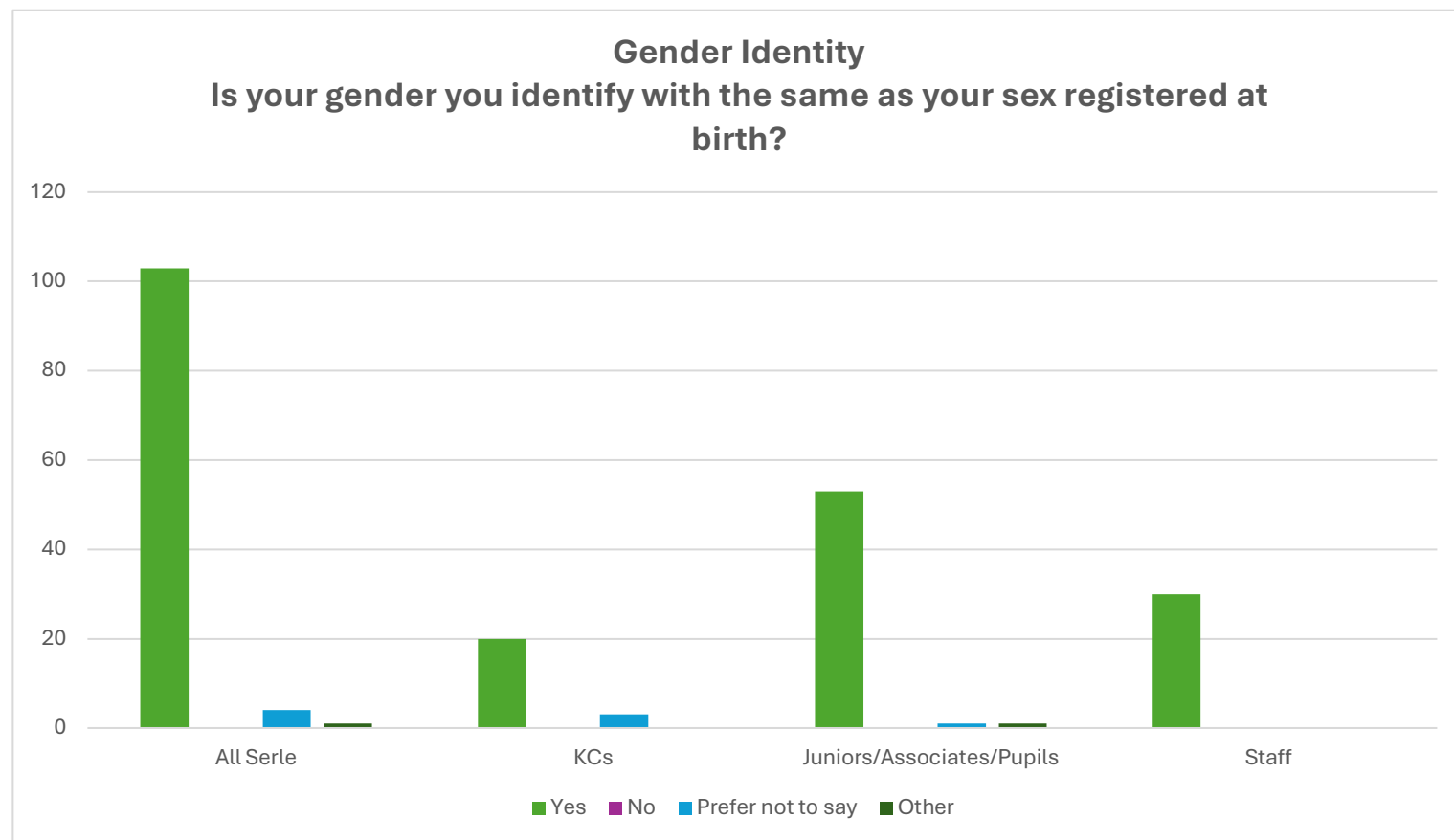
Ethnic Group	All Serle	KCs	Juniors/Associates/Pupils	Staff
Asian / British Asian	7 (6%)	1 (4%)	4 (8%)	2 (7%)
Black / Black British	2 (2%)	0	0	2 (7%)
Multiple/Mixed ethnic groups	Unable to publish	0	3 (5%)	Unable to publish
White	84 (78%)	19 (83%)	42 (76%)	23 (76%)
Other Ethnic Group	1 (1%)	0	0	1 (3%)
Prefer not to say	9 (8%)	3 (13%)	6 (11%)	0



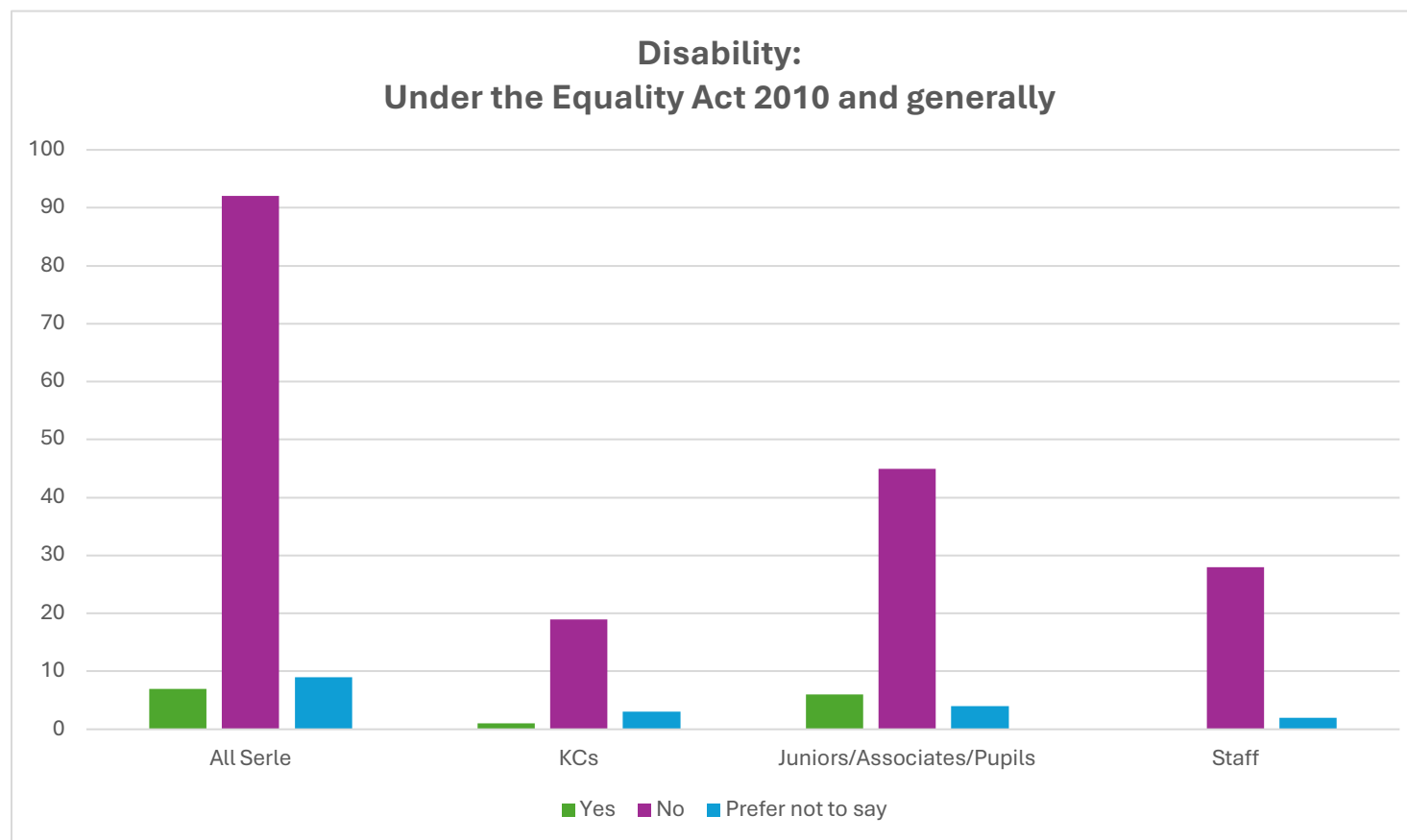
Sexual Orientation	All Serle	KCs	Juniors/Associates/Pupils	Staff
Bisexual	3 (3%)	0	2 (4%)	1 (3%)
Gay man	4 (4%)	1 (4%)	3 (5%)	0
Gay woman/lesbian	2 (2%)	0	1 (2%)	1 (3%)
Hetrosexual/straight	84 (77%)	18 (79%)	39 (71%)	27 (91%)
Asexual	0	0	0	0
Prefer not to say	14 (13%)	4 (17%)	9 (16%)	1 (3%)
Not expressed	1 (1%)	0	1 (2%)	0
Other	0	0	0	0



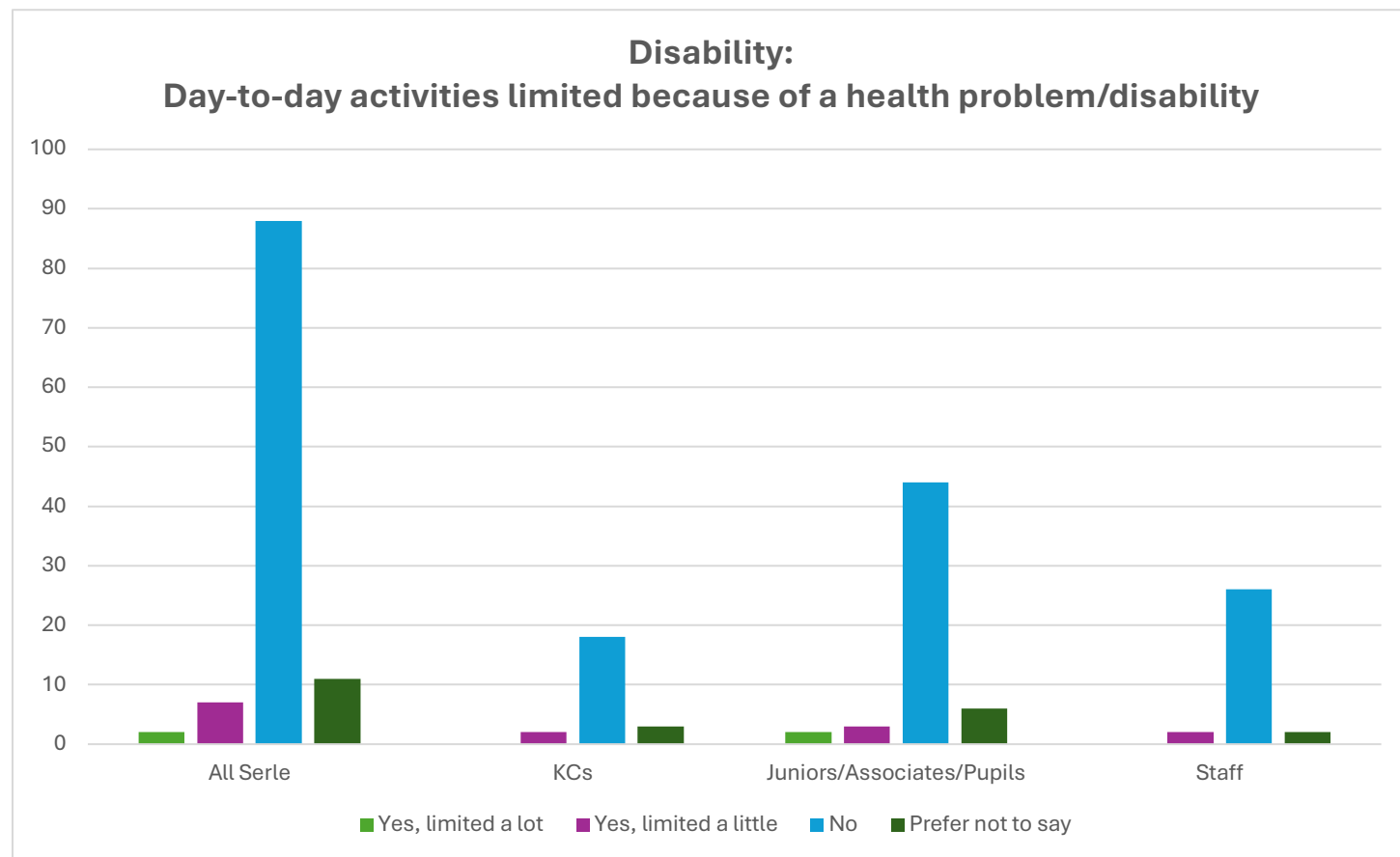
Gender Identity	All Serle	KCs	Juniors/Associates/Pupils	Staff
Yes	103 (95%)	20 (87%)	53 (96%)	30 (100%)
No	0	0	0	0
Prefer not to say	4 (4%)	3 (13%)	1 (2%)	0
Other	1 (1%)	0	1 (2%)	0



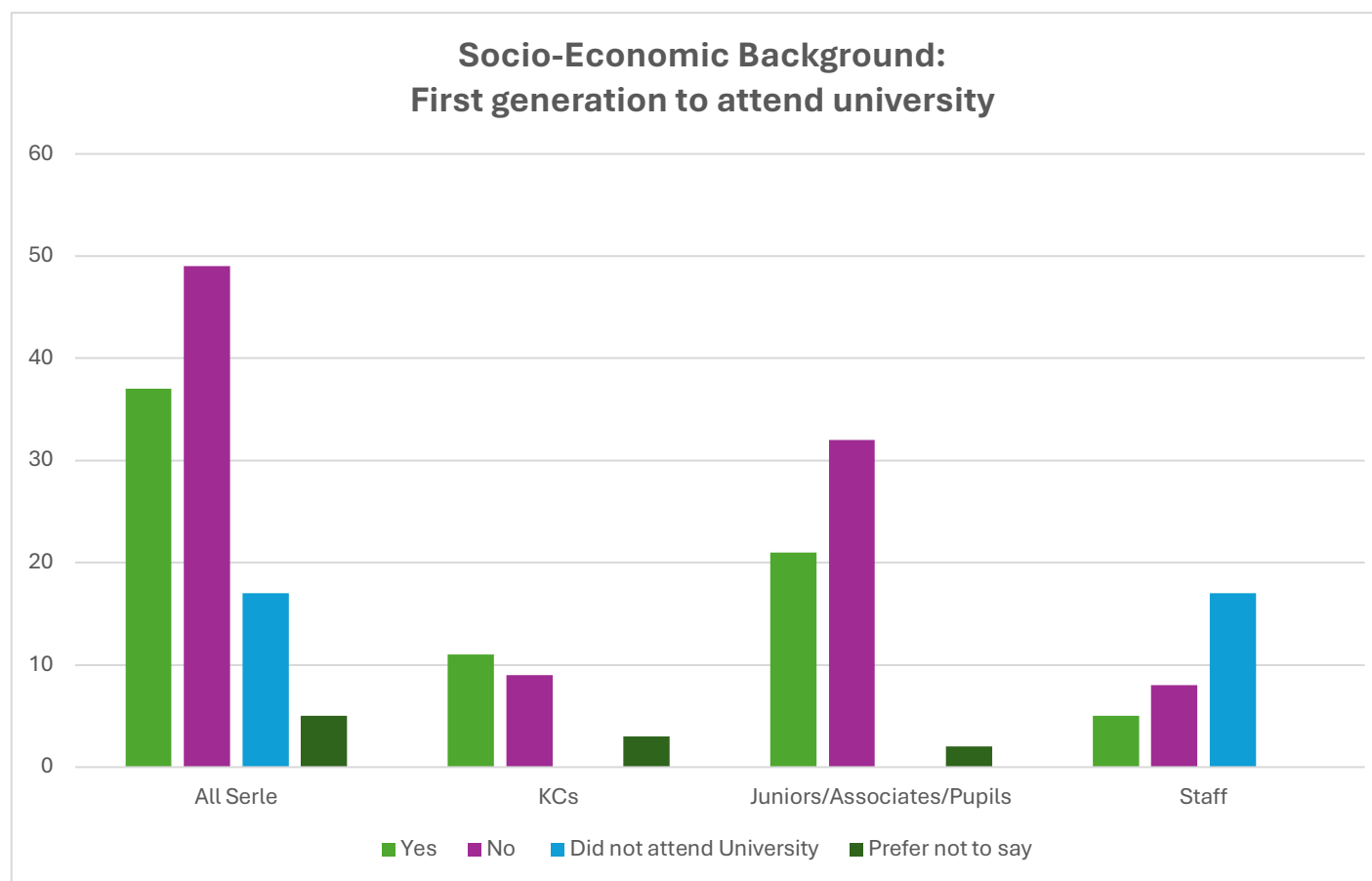
Disability: General	All Serle	KCs	Juniors/Associates/Pupils	Staff
Yes	7 (7%)	1 (4%)	6 (11%)	0
No	92 (85%)	19 (83%)	45 (82%)	28 (93%)
Prefer not to say	9 (8%)	3 (13%)	4 (7%)	2 (7%)



<b>Disability: Day-to-Day</b>	All Serle	KCs	Juniors/Associates/Pupils	Staff
Yes, limited a lot	2 (3%)	0	2 (4%)	0
Yes, limited a little	7 (7%)	2 (9%)	3 (5%)	2 (7%)
No	88 (81%)	18 (13%)	44 (80%)	26 (86%)
Prefer not to say	11 (10%)	3 (13%)	6 (11%)	2 (7%)

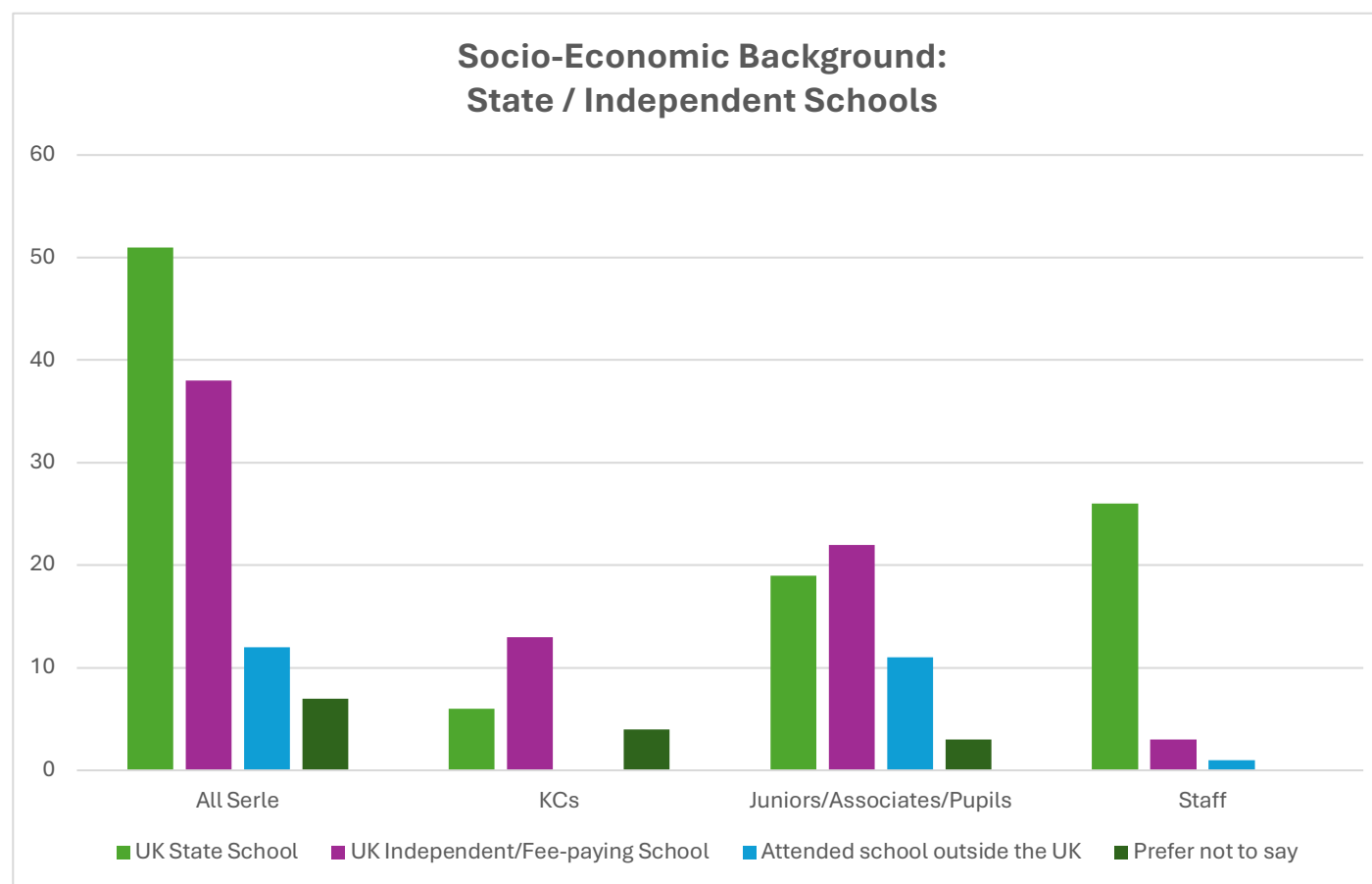


First Generation to Attend University	All Serle	KCs	Juniors/Associates/Pupils	Staff
Yes	37 (34%)	11 (48%)	21 (38%)	5 (17%)
No	49 (45%)	9 (39%)	32 (58%)	8 (27%)
Did not attend University	17 (16%)	0	0	17 (56%)
Prefer not to say	5 (5%)	3 (13%)	2 (4%)	0

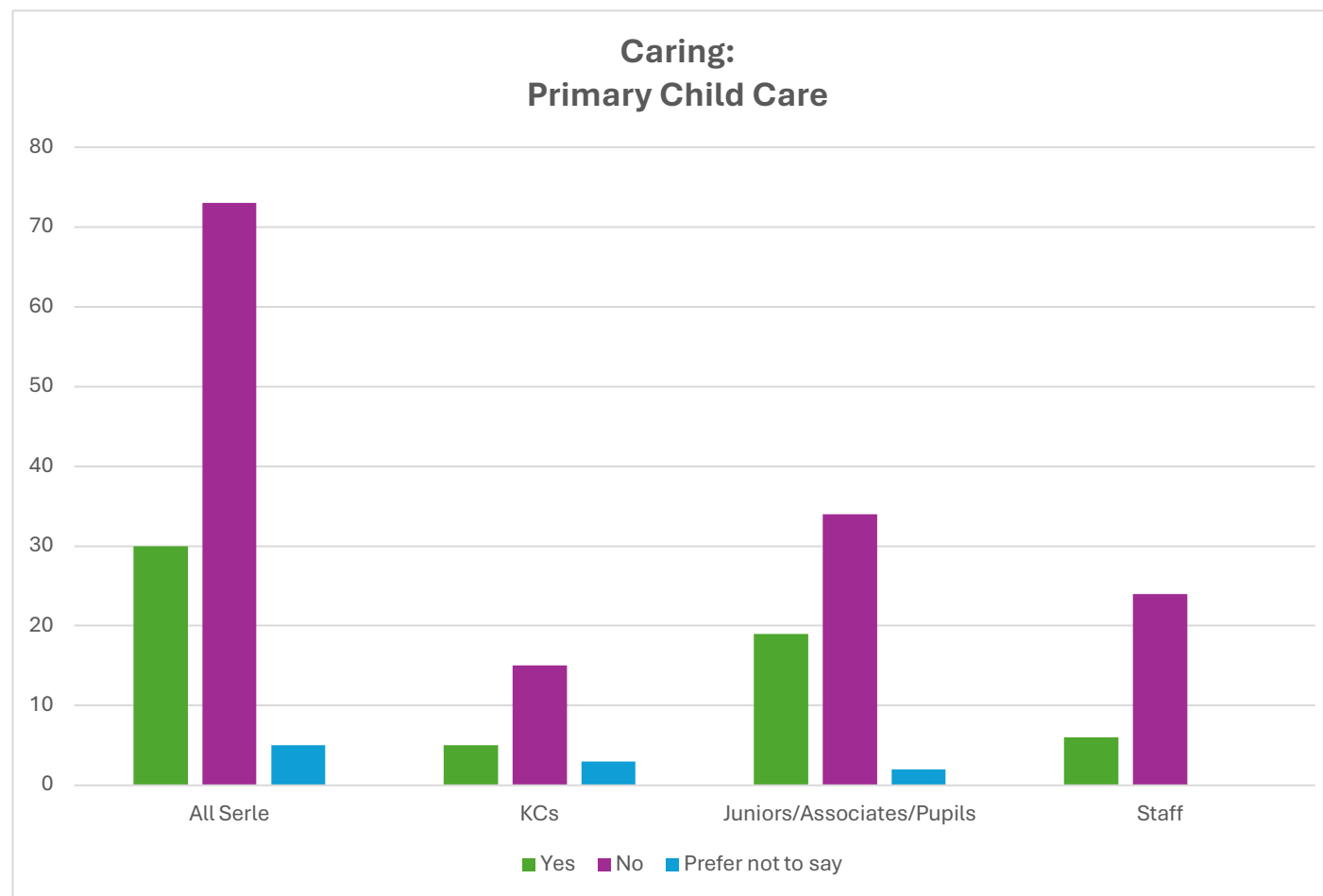




State or Fee Paying School	All Serle	KCs	Juniors/Associates/Pupils	Staff
UK State School	51 (47%)	6 (26%)	19 (35%)	26 (87%)
UK Independent/Fee-paying School	38 (35%)	13 (57%)	22 (40%)	3 (10%)
Attended school outside the UK	12 (11%)	0	11 (20%)	1 (3%)
Prefer not to say	7 (7%)	4 (17%)	3 (5%)	0



Caring: Primary Child Care	All Serle	KCs	Juniors/Associates/Pupils	Staff
Yes	30 (27%)	5 (22%)	19 (34%)	6 (20%)
No	73 (68%)	15 (65%)	34 (62%)	24 (80%)
Prefer not to say	5 (5%)	3 (13%)	2 (4%)	0



<b>Caring: Other Responsibilities</b>	All Serle	KCs	Juniors/Associates/Pupils	Staff
No	72 (67%)	14 (61%)	39 (71%)	19 (63%)
Yes, 1 - 19 hours a week	26 (24%)	6 (26%)	11 (20%)	9 (31%)
Yes, 20 - 49 hours a week	0	0	0	0
Yes, 50 or more hours a week	2 (2%)	0	1 (2%)	1 (3%)
Prefer not to say	8 (7%)	3 (13%)	4 (7%)	1 (3%)

